



# Sign in guide

# How to register and sign in with CommonSites

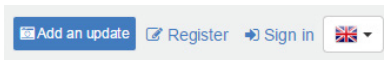
This guide will explain to you how to register and how to sign in to the CommonSites system.

Registering with CommonSites will allow you to create your own project updates and utilize the RSR system to keep the digital community up-to-date on your project and its progress, even from the field. More information on making updates can be found in our Update guide.

## Registration

Registration with CommonSites is facilitated by our strategic partner Akvo.org. Don't worry, you can trust them - we do.

Go to <http://projects.commonsites.net/> and click the 'register' button in the top-right of your screen.



Fill in your details and click on 'Register' on the bottom of the page.

## Register

Email

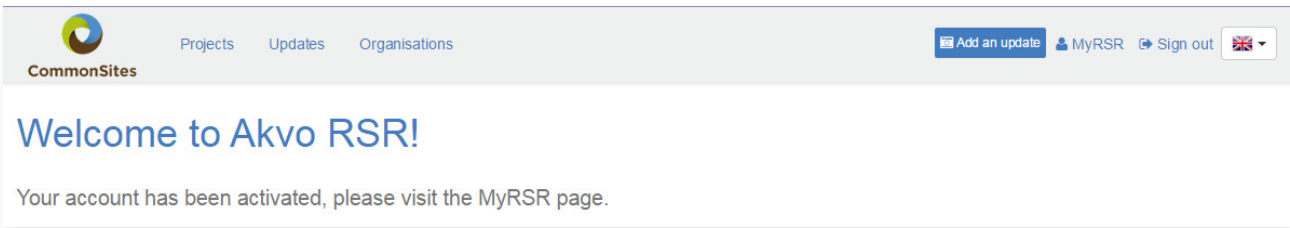
First name

Last name

Password

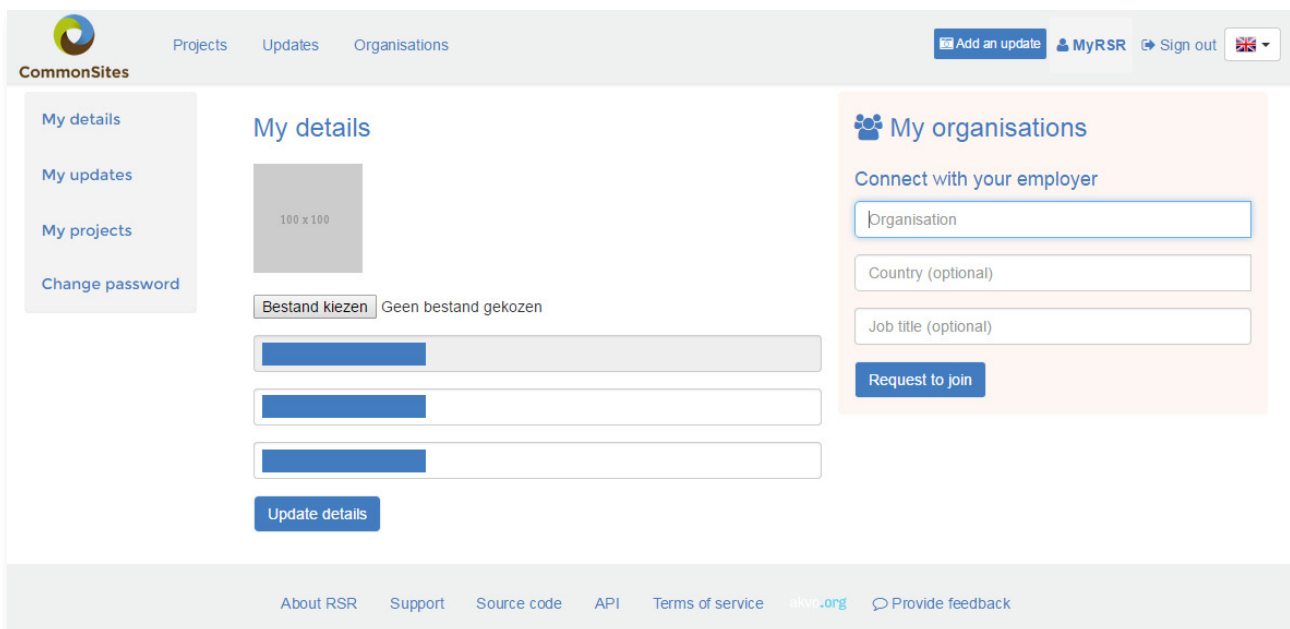
Repeat password

A confirmation of your registration request will be sent to you via email. Please click on the link in in order to activate your account and go to the last step of your registration.



Your account will be activated as soon as your request has been reviewed by the projects main administrator. Please note that if you are the project's main administrator the email will come to you directly.

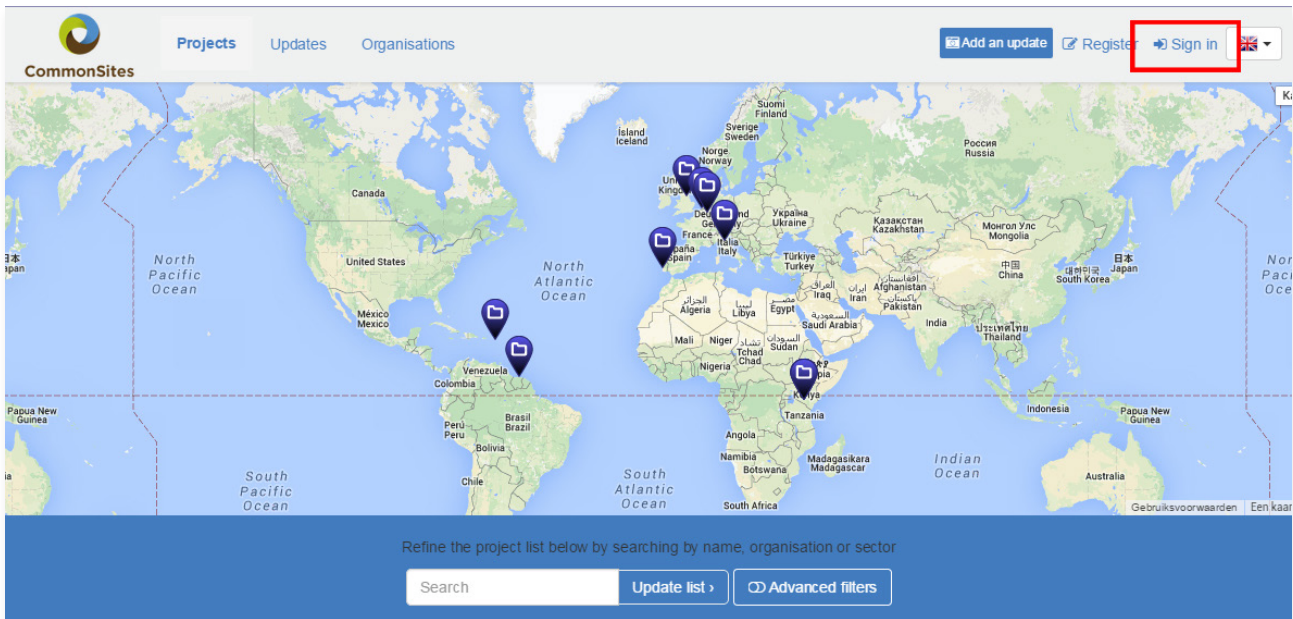
You will get notified of this as soon as possible, in the mean time you have to walk through one more step of the process to finalize registration. Please click on 'MyRSR' in the top-right of your screen. This will take you to your personal administration screen. Please enter the name of your organisation in the 'My Organisations' box on the right. Optionally, add the country of your organisation and your job title. Once done, click 'Request to join'. An e-mail will be sent to the CommonSites administrator who will review your request. After confirmation you will be notified through e-mail and ready to update your projects!



# Sign in

Once you have an account, you can sign in at <http://projects.commonsites.net/> and start making updates.

Go to <http://projects.commonsites.net/>, and click on 'Sign in' at the upper right corner of your screen to sign in to your 'MyRSR'.



Sign in with your account details, and you are all set to go.